

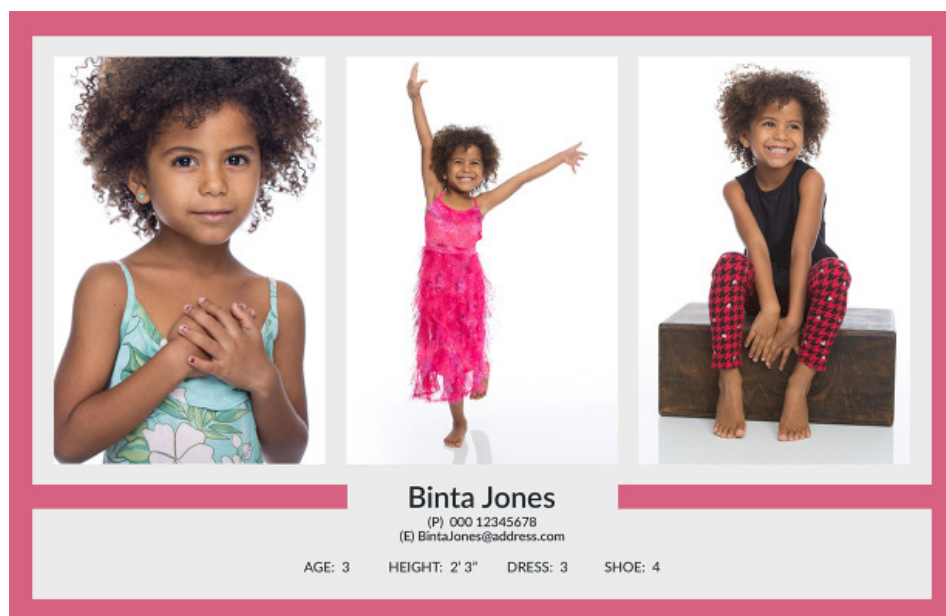


TIPS FOR KIDS + TEENS



Example of great make up for teens.



Kids and Teens comp card by Tracy Wright Corvo Photography

Parents and other children are asked to remain off-set during their child's session so that there are no distractions.

AVOID Sun exposure for 1-2 days prior to headshot session.

WARDROBE:

- For actor headshots it is important to keep the viewer's attention on the face. Solid darker colors keep the focus on the face.
- Avoid all white, pastels or bright reds for studio headshots.
- No large logos or busy patterns.
- No jewelry.
- Wear one shirt and bring two alternates with you.
- Make sure clothing is wrinkle free.
- For modeling portfolio/comp card sessions, make sure to bring complete outfits - head to toe looks. Feel free to include accessories such as hats, bags, sporting gear, hair bows etc.

MAKE-UP:

- If your child wears any make-up, make sure it is lightly applied. Too much foundation or powder will not look good and is impossible to retouch well. Make-up should have a natural, fresh look.
- It is okay to conceal blemishes, but don't worry about them too much since they are easily removed during photo retouching.
- Mascara and eye-liner in browns or black is fine.
- No colored eyeshadows. Colors should be neutral tones.
- Lipstick should match natural lip color. Light gloss is preferred.
- All children and teens should apply some chapstick or lip moisturizer so lips do not look dry.
- Tracy will have clear facial powder on hand, to reduce shine.

HAIR:

- Hair should be clean and dry.
- Hair is best worn in a natural every day hair style.
- Long hair may worn down for some shots and then pulled back for some shots.
- Tracy will have hair spray for touch ups during the shoot.

TRACY WRIGHT CORVO
 PHOTOGRAPHY